

- Education

- Design Survey

- Collect Responses

- Analyze Results

- [View Summary](#)

- [Browse Responses](#)

- [Filter Responses](#)

- [Crosstab Responses](#)

- [Download Responses](#)

- [Share Responses](#)

Displaying 261 of 476 respondents

Jump To:

Response Type:  
Normal Response

Collector:  
Web Link  
(Web Link)

Custom Value:  
*empty*

IP Address:  
59.161.112.85

Response Started:  
Wednesday, June 20, 2012 10:39:24 PM

Response Modified:  
Thursday, June 21, 2012 1:25:19 AM

### 1. Kindly provide the details of the institution

Name of Institution: - LAKHIMPUR GIRLS' COLLEGE

Year of Establishment of the Institution: - 1972

Address Line 1: - P.O.: KHELMATI

Address Line 2: - NORTH LAKHIMPUR

City/Town: - LAKHIMPUR

State: - ASSAM

Postal Code: - 787031

Email Address: - lgcollege72@rediffmail.com

### 2. NAAC Accreditation/ Reaccreditation Details

Year of Accreditation/ Reaccreditation: - 2004

Current Grade: - B+

CGPA: - 77

## 3. Institutional Status

Affiliated Permanent

## 4. Contact Person Details

Name of Head of Institution: - Dr. Manoranjan Pandit

Contact Phone: - 03752-232859, 222124

Email: - lgcollege72@rediffmail.com

Website URL: - www.lgcollege.org

Name of IQAC Co-ordinator - Dr. Bhupen Chutia

Email: - bhupen.c@rediffmail.com

## 5. Number of academic programmes existing ( Enter a number; 0 for nil)

Undergraduate (BA/B.Sc./B.Com etc.) - 2

Post Graduate (MA/M.Sc./M.Com etc.) - 0

Research Programmes (M.Phil/P.hD) - 1

Certificate Programmes - 4

Professional Programmes (B.Tech/M.Tech/B.Ed/M.Ed/Medicine/Pharmacy/Paramedical/Nursing etc) - 0

Other value added programmes - 2

Any other programme offered (Specify) - 0

## 6. Details on Programme Development ( Enter a number; 0 for nil)

New programmes added during the year - 3

New programmes designed - 2

Programmes under revision - 0

Interdepartmental collaborative programmes - 0

Inter institutional collaborative programmes - 0

Number of review committee recommendations implemented (Total) - 0

Number of NAAC peer team recommendations implemented - 8

Number of UGC/any other expert committee recommendations implemented - 0

Number of review committee recommendation under implementation - 0

Number of NAAC peer team recommendations under implementation - 5

Number of UGC/ any other expert committee recommendations under implementation - 0

## 7. Faculty Details ( Enter a number; 0 for nil)

Total faculty strength required as per norms for all programmes - 70

Total faculty on rolls - 60

Faculty added during the year - 7

Faculty positions vacant - 0

Faculty left during the year - 3

Total number of visiting faculty - 0

Total number of guest faculty - 10

#### 8. Qualification of Faculty

PhD and Above - 16

MPhil - 24

Masters - 20

Any other (Specify) - 0

#### 9. Faculty qualification improvement

PhD awarded to existing faculty - 0

MPhil awarded to existing faculty - 1

Any other degree awarded to existing faculty - 0

#### 10. Administrative Staff Details ( Enter a number; 0 for nil)

Administrative staff (total sanctioned) - 14

Administrative staff (Actual strength) - 16

Added during the year of reporting - 0

Left during the year - 0

Number of posts vacant - 1

#### 11. Technical Support Staff Details ( Enter a number; 0 for nil)

Technical Support Staff (Total sanctioned strength) - 9

Technical Support Staff (Actual strength) - 16

Added during the year - 0

Left during the year - 0

Number of posts vacant - 0

#### 12. Establishment details

Year of establishment of IQAC - 18/1/2005

### 13. Composition of IQAC ( Enter a number; 0 for nil)

Number of IQAC members - 13

Number of Alumni in IQAC - 1

Number of Students in IQAC - 0

Number of Faculty in IQAC - 10

Number of Administrative Staff in IQAC - 0

Number of Technical Staff in IQAC - 0

Number of Management Representatives - 1

Number of External experts in IQAC - 0

Number of any other stakeholder and community representatives - 1

### 14. IQAC Meetings

Number of IQAC meetings held during the year - 4

### 15. Whether Calendar of activities of IQAC formulated for the academic year

Yes

### 16. IQAC Plans for Development ( Enter a number; 0 for nil)

Number of academic programmes proposed - 2

Number of value added programmes proposed - 2

Number of skill oriented programmes proposed - 8

Number of faculty competency and development programmes proposed - 1

Number of other staff development programmes proposed - 1

Number of student mentoring programmes proposed - 2

Number of co-curricular activities proposed - 4

Number of inter departmental cooperative schemes proposed - 2

Number of community extension programmes proposed - 5

Any other programmes proposed (Specify) - 3

### 17. IQAC Plans for development & Implementation ( Enter a number; 0 for nil)

Number of academic programmes implemented - 2  
Number of value added programmes implemented - 2  
Number of skill oriented programmes implemented - 5  
Number of faculty competency and development programmes implemented - 1  
Number of other staff development programmes implemented - 1  
Number of student mentoring programmes implemented - 2  
Number of co-curricular activities implemented - 4  
Number of inter departmental cooperative programs implemented - 2  
Number of community extension programmes implemented - 5  
Any other programmes suggested that are implemented (Specify) - 5

18. IQAC Seminars and Conferences ( Enter a number; 0 for nil)

Number of seminars/ conferences/ workshops organized by IQAC within the institution - 2  
Number of participants from the institution - 111  
Number of participants from outside - 353  
Number of external experts invited - 8  
Number of external conferences/seminars/ workshops on institutional quality attended - 10  
Number of events conducted with IQACs of other institutions as collaborative programmes - 2

19. Did IQAC receive any funding from UGC during the year ?

No

20. If the response to Qn. 18 is Yes, please provide the amount received from UGC - (Input 0 - if NA/NIL-) Any other source including internal financial support from the management (Specify amount)

Amount Received from UGC - 0

Amount Received from any other source including the college management - 0

21. Any significant contribution made by IQAC on quality enhancement during current year (Please provide details in bullet format)

• Research Projects applied and granted – 5 • Teachers sent for Orientation/Refresher Course 5 • Remedial Classes were taken • Coaching for Entry into Service conducted • Career Counseling Programmes held • Renovation of existing class-rooms and labs • Establishment of a museum of Native Fish Fauna • Installation of Safe Drinking Water facilities • New Students' Day Home being implemented • Programmes for Green and Clean Environment held • Awareness programmes on Girls' Adolescence Health and Hygiene • Day Care Centre established • UGC-Networking Resource Centre Completed • Science Building Completed • Toilet Blocks for Teachers and Employees under UGC Development Scheme Completed • Upgradation of Sanitary Facilities for students • Earth Filling of Play ground completed from College Fund • Renovation of Pond and Plantation around it • Procurement of Soundless Generator and Reprographic machine under UGC Additional Grants Scheme • Approach road to Science Building completed • New Girls' Common Room initiated • New faculty room for Education Department • Sports Infrastructure project started – likely to be completed by October, 2012 • Renovation of Old Building completed • Works going for creation of a Biological Data Base of Native Fish Fauna • Extension of Central Library Initiated • Installation of Solar Energy System initiated

## 22. Academic Programmes

Number of new academic programmes developed or designed by faculty - 7

Number of faculty members involved in curriculum restructuring/revision/syllabus development - 5

Number of programmes in which evaluation process reformation taken up and implemented - 1

Number of active teaching days during the current academic year - 185

Average percentage of attendance of students - 71

Percentage of classes engaged by guest faculty and temporary teachers - 20

Number of self financed programmes offered - 3

Number of aided programmes offered - 2

Number of programmes discontinued during the year - 1

## 23. Whether any systematic student feedback mechanism is in place ?

Yes

## 24. Feedback Details (If answer to Question 20 is Yes)

Percentage of courses where student feedback is taken - 60

## 25. Is feedback for improvement provided to the faculty?

Yes

## 26. Faculty Research, Projects, and Publication details for the year

Number of major research projects undertaken during the year - 0
Number of minor research projects undertaken during the year - 8
Number of major ongoing projects - 2
Number of minor ongoing projects - 5
Number of major projects completed - 2
Number of minor projects completed - 3
Number of major project proposals submitted for external funding - 3
Number of minor project proposals submitted for external funding - 4
Number of research publications in peer reviewed journals - 30
Number of research publications in international peer reviewed journals - 8
Number of research publications in national peer reviewed journals - 22
Number of research papers accepted for publication in international peer reviewed journals - 2
Number of research papers accepted for publication in national peer reviewed journals - 5
Average of impact factor of publications reported - 1
Number of books published - 0
Number of edited books published - 1
Number of books (single authored) published - 0
Number of books (coauthored) published - 0
Numbers of conferences attended by faculty - 30
Number of international conferences attended - 1
Number of national conferences attended - 29
Number of papers presented in conferences - 51
Number of papers presented in international conferences - 1
Number of papers presented in national conferences - 5
Number of conferences organized by the institution - 2
Number of faculty acted as experts resource persons - 12
Number of faculty acted as experts resource persons - international - 0
Number of faculty acted as experts resource persons- national - 12
Number of collaborations with international institutions - 0
Number of collaborations with national institutions - 0
Number of linkages created during the year - 0
Total budget for research for current year as a percentage of total institution budget - 100000
Amount of external research funding received in the year - 565000
Number of patents received in the year - 0
Number of patents applied for in the year - 0
Number of research awards/ recognitions received by faculty and research fellows of the institute in the year - 2
Number of PhDs awarded during the year - 0
Percentage of faculty members invited as external experts/resource persons/reviewers/referees or any other significant research activities - 37

## 27. Student Details and Support Mechanisms

The total intake of students for various courses (Sanctioned) - 1080

Actual enrollment during the year - 1019

Student dropout percentage during the year - 30

Success percentage in the final examination across the courses - 64

Number of academic distinctions in the final examination and percentage - 7

Number of students who got admitted to institutions of national importance - 1

Number of students admitted to institutions abroad - 0

Number of students qualified in UGC NET/ SET - 2

Number of students qualified GATE/ CAT/ other examination (Specify) - 1

## 28. Does student support mechanism exist for coaching for competitive examinations?

Yes

## 29. Student participation, if response is yes to Qn. 27

Number of students participated - 95

## 30. Does student counselling and guidance service exist ?

Yes

## 31. Student participation, if answer to Qn. 29 is yes

Number of students participated - 45

## 32. Career Guidance

Number of career guidance programmes organized - 2

Percentage of students participated in career guidance programmes - 80

## 33. Is there provision for campus placement?

No



## 34. If yes to Qn. 32

Number of students participated in campus selection programmes - 0

Number of students selected for placement during the year - 0

## 35. Does gender sensitization program exist ?

Yes

## 36. If Answer is Yes to Qn 34

Number of programmes organized - 2

## 37. Student activities

Number of students participated in external cultural events - 100

Number of prizes won by students in external cultural events - 10

Number of cultural events conducted by the institute for the students - 6

Number of students participated in international sports and games events - 0

Number of students participated in national level sports and games events - 1

Number of students participated in state level sports and games events - 1

Number of students participated in university level sports and games events - 0

Number of prizes won by students in international sports and games events - 0

Number of prizes won by students in national level sports and games events - 1

Number of prizes won by students in state level sports and games events - 0

Number of prizes won by students in university level sports and games events - 0

Number of sports and games events conducted by the institute for the students - 1

## 38. Composition of students

Percentage of Scheduled Caste - 6

Percentage of Scheduled Tribe - 13

Percentage of other backward communities - 22

Percentage of women students - 100

Percentage of physically challenged - 0

Percentage of rural students - 63

Percentage of urban students - 37

### 39. Scholarships and Financial Support

Number of students availing financial support from the institution - 100

Amount disbursed as financial support from the institution - 100000

Number of students awarded scholarship from the institution - 9

Number of students received notable national/international achievements/recognition - 2

### 40. Student initiatives

Number of community upliftment programmes initiated by students - 3

Number of literary programmes initiated by students - 5

Number of social action initiatives based on science / environment initiated by students - 10

Number of student research initiatives - 15

### 41. Whether perspective plan for overall developmental activities is created ?

Yes

### 42. If the answer for Qn. 40 is Yes, is the plan implemented and monitored ?

Yes

### 43. Whether benchmarking is created for institutional quality management efforts ?

Yes

### 44. If the answer to Question 42 is Yes, please list the benchmarking in various areas of development in bullet format

Clearly stated Vision, Mission Statements and Institutional Objectives • The College Prospectus, IQAC Bulletin and Institutional Website communicate the same • Student feedback, feedback from Academic Peers and other stakeholders are given due importance • Institutional Academic calendar is strictly followed • Teacher's Diary Maintained • Regular Evaluation of Students • Integrity, transparency and regularity are the highlights of the process of evaluation • Opportunities for Professional Development for the faculty members • Faculty Research is encouraged • Excellent Laboratories for Student and Faculty Research • Recognition of Research Centre in the Department of Botany for Ph.D. • Encouragement to faculty to publish in Peer-Reviewed Research Journals and to participate in Counseling work • Continued effort at providing excellent infrastructure • Admission process is transparent and strictly on the basis of merit • Participatory Management • An Active Grievance Redressal Cell • Institution of Green Audit

45. Is a Management Information System (MIS) in place ?

Yes

46. If answer to question 44 is Yes, please provide details of MIS applied to 1. Administrative procedures including finance 2. Student admission 3. Student records 4. Evaluation and examination procedures 5. Research administration 6. Others (enter the respective details corresponding to the serial numbers)

• Financial administration like Salary and Income Tax • Admission Process Computerized • Student Records maintained • Examination procedure • SOUL software in Central Library • Teacher Attendance through biometric • CCTV Camera for monitoring other activities • Computerized Students Election Procedure

47. Existence of learning resource management

	Yes	No
e-database in library	X	
ICT and smartclass room	X	
e-learning sources (e-Books, e-Journals)	X	
Production of teaching modules		X
Interactive learning facilities		X

*Comments:*

48. Internal resource mobilization : Kindly provide the amount contributed

Research - 70000  
 Consultancy and training - 5000  
 Student contribution - 1500000  
 Alumni contribution - 0  
 Wellwishers - 0

49. Infrastructure and welfare spending: Please specify the amount

Amount spent for infrastructure development - 5200000  
 Amount spent for student welfare - 220000  
 Amount spent for staff welfare - 0

50. Is delegation of authority practiced

Yes

51. Does grievance redressal cell exist ?

	Yes	No
Faculty	X	
Students	X	
Staff	X	

Comments:

52. Grievances received from faculty and resolved ( Enter a number; 0 for nil)

Number of grievances received - 3  
 Number of grievances resolved - 3

53. Number of grievances received from students and resolved ( Enter a number; 0 for nil)

Number of grievances received - 10  
 Number of grievances resolved - 10

54. Number of grievances received from other staff members and resolved ( Enter a number; 0 for nil)

Number of grievances received - 5

Number of grievances resolved - 5

55. Has the institution conducted any SWOT analysis during the year

Yes

56. The SWOT analysis was done by internal or by external agency

Internal

57. Kindly provide three identified strengths from SWOT Analysis (in bullet format)

• Campus Security • Transparent Admission Procedure • Self Reliant, Not Dependent on Contractors

58. Kindly provide three identified weaknesses from the SWOT analysis (in bullet format)

• Small Campus • Continuation of +2 classes hindering introduction of P.G. Classes • Lack of Placement Service

59. Kindly provide two opportunities identified from the SWOT analysis (in bullet format)

• To develop into P.G. and Research Institute • Need to develop more collaborations

60. Kindly provide two identified challenges/threats from SWOT analysis (in bullet format)

• Competitions from other colleges • Need for creating a Brand Value

61. Identify any significant progress made by the institution towards acheiving the goals and objectives during the year (list below in bullet format)

• Increased enrolment of meritorious students from within and out side the state • Nearly adequate infrastructure facilities achieved

62. How do you perceive the role of NAAC in the quality development of your institution (Suggestions in bullet format to be given below)

• Constant guidance for quality enhancement and assessment • Keeps the College alert to all new ideas and developments in the field of Higher Education • Provides Inspiration for Community Oriented and Sustainable Education • Looking for Conservation of Healthy Environment

Follow Us:

Facebook

Twitter

LinkedIn

Our Blog

Help:

Tutorials

Answers & FAQs

Contact Support

About Us:

Management Team

Board of Directors

Partners

Newsroom

Contact Us

We're Hiring

Policies:

Terms of Use

Privacy Policy

Anti-Spam Policy

Security Statement

Email Opt-Out






Dansk

Deutsch

- English
- Español
- Français
- ...
- Italiano
- Nederlands
- ...
- Norsk
- Português
- Русский
- Suomi
- Svenska
- ..(••)

- Use Cases
- Customer Feedback
- Product Feedback
- Market Research
- Employee Satisfaction
- Performance Reviews
- Healthcare Surveys
- Event Planning
- Education Surveys
- Non Profit Surveys
- Phone Polling
- Forms By Wufoo
- SurveyMonkey Audience

Copyright © 1999-2012 SurveyMonkey

-  Truste
-  BBOnline
-  RetailWeb
-  WV
-  Verisign